



VLXS Series Low-Rise Pad Lifts

7,000 - 10,000 lbs. QUICK SERVICE LIFTS



Shown: VLXS10000
10,000 lbs. capacity low-rise lift

Increasing Productivity with Rotary Lift

The VLXS10 is your solution for quick service operation on today's passenger cars and trucks up to 10,000 lbs. Tire and brake work can now be performed on a wider variety of vehicles, thanks to the lift's pads, adapters, wider drive-over capability, and increased lifting capacity.

The pad and adapter combinations allow lifting of uni-body and frame contact undercarriages — reaching recommended manufacturers pick-up points on most vehicles on the road today.

The VLXS10 has ramps and side drive-over areas to accommodate wider wheelbase vehicles.



Shown: VLXS10000
10,000 lbs. capacity low-rise lift

The World's Most Trusted Lift™
www.rotarylif.com

VLXS Series Low-Rise Pad Lifts



Shown: VLXS7000
7,000 lbs. capacity
low-rise lift

FEATURES:

- Drive-over ramps and side rails provide the width to support wider vehicles during approach.
- Dual lifting cylinders provide plenty of power to lift vehicles to capacity.
- Includes four heat-resistant non-slip pads which provide a great contact surface for adapters or vehicle pick-up points.
- 7,000 and 10,000 lbs. capacity models are available.

VLXS10 Adapters

The three-position adapters have rubber contact pads on three sides increasing the positioning capabilities. The height added by these adapters creates lift versatility.



Shown: three-position adapter in mid-step




Lo: 4 5/16"



Mid: 6 5/16"




High: 8 9/16"



The VLXS10 also comes with a set of four 1 1/2" rubber block adapters for low-profile vehicles.

VLXS7 Adapters

The 7,000 lb. capacity low-rise lift comes standard with a set of four each rubber blocks for quick access to lower profile and unibody frame vehicles. Blocks are 1 1/2" and 3" in height.

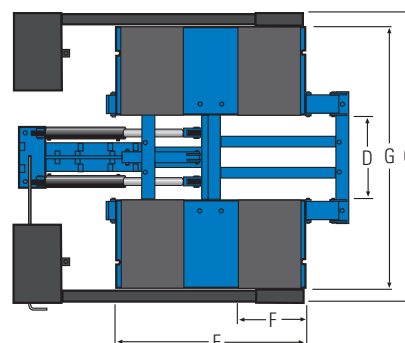
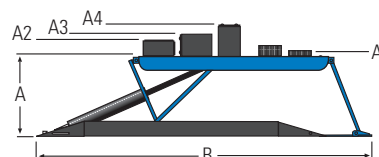


Shown: 1 1/2" and 3" rubber blocks for VLXS7

Specifications

Model:	VLXS10	VLXS7
A. A4. Rise High Step/Tall Pad	30 5/16" (770mm)	24 3/4" (629mm)
A3. Rise Mid Step	28 1/16" (713mm)	N/A
A2. Rise Low Step	26 1/16" (662mm)	N/A
A1. Rise Short Pad	23 1/4" (587mm)	23 1/4" (587mm)
A. Rise Flat	21 3/4" (552mm)	21 3/4" (552mm)
B. Length Overall	90 1/2" (2299mm)	90 1/2" (2299mm)
C. Width Overall	78 1/2" (1994mm)	78 1/2" (1994mm)
D. Width Between Platforms	22 3/4" (578mm)	22 3/4" (578mm)
E. Length of Platform	51 1/4" (1299mm)	51 1/4" (1299mm)
F. Length of Pad	17" (432mm)	17" (432mm)
G. Outside Width Of Platforms	70 3/4" (1797mm)	70 3/4" (1797mm)
Horizontal Movement (during rise)	16" (406mm)	16" (406mm)
Collapsed Height	4" (102mm)	4" (102mm)
Locking Leg Heights	13 3/8" (340mm) 17 3/8" (441mm) 21 3/8" (543mm)	13 3/8" (340mm) 17 3/8" (441mm) 21 3/8" (543mm)
Lifting Capacity	10,000 lbs. (4536kg)	7,000 lbs. (3175kg)
Voltage Single Phase	115v	115v
Time of Full Rise	40 seconds	40 seconds

Ceiling height required equals rise plus height of tallest vehicle. Lifts are available in blue and red only.



Rotary Lift

2700 Lanier Drive
Madison, IN 47250, USA



North / South America Contact Information

Sales: p 800.640.5438
e userlink@rotarylif.com
Tech. Support: p 800.445.5438
e techlink@rotarylif.com

Global Contact Information

USA: 1.812.273.1622
Canada: 1.905.812.9920
Latin America / Caribbean: 1.812.273.1622
Brazil: +55.11.4534.1995

Assistance for Government Purchasing

Government Sales: 800.445.5438 X5655



Contract No. 061015-RRL

For additional world wide contact information and a complete guide to our product offering, visit us on the web at rotarylif.com.



Lit# VLXS_LowRise_Brochure_2015.11 (Supersedes Lit# VLXS_Series_2011.06)
©2015 VEHICLE SERVICE GROUP™, Printed in U.S.A., All Rights Reserved. Unless otherwise indicated, ROTARY LIFT, VEHICLE SERVICE GROUP™, DOVER and all other trademarks are property of Dover Corporation and its affiliates.